

March 2026

## BSE 500 Enhanced Value 50 Index Pension fund

### Fund Objective

To provide capital appreciation through investment in equities forming part of BSE 500 Enhanced Value 50 Index.

### Portfolio Allocation

|   | Stated (%) | Actual (%)    |
|---|------------|---------------|
| Equity & Equity related instruments                                   | 65 - 100   | 90.27         |
| Cash, Bank Deposits, Liquid Mutual Funds and Money Market Instruments | 0 - 35     | 9.04          |
| Net Current Assets*   |            | 0.68          |
| <b>Total</b>  |            | <b>100.00</b> |

\*Net current asset represents net of receivables and payables for investments held.

### Portfolio

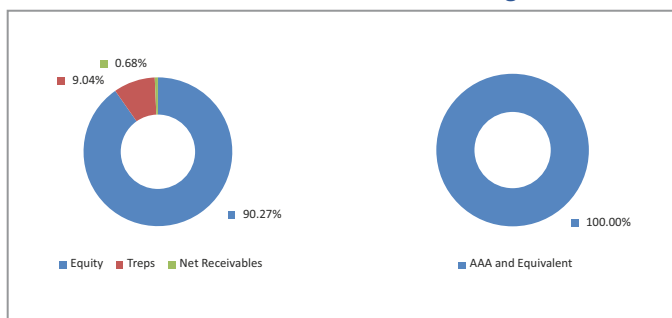
| Company/Issuer                            | Exposure (%)   |
|---|----------------|
| <b>Equity</b>                             | <b>90.27%</b>  |
| Oil & Natural Gas Corporation Ltd         | 7.08%          |
| Coal India Ltd                            | 6.75%          |
| Hindalco Industries Ltd                   | 6.15%          |
| Tata Motors Passenger Vehicles Ltd        | 5.92%          |
| Bharat Petroleum Corporation Ltd          | 4.71%          |
| Indian Oil Corporation Ltd                | 4.60%          |
| State Bank of India                       | 4.43%          |
| Steel Authority of India Ltd              | 3.74%          |
| GAIL (India) Ltd                          | 3.34%          |
| Power Finance Corporation Ltd             | 2.82%          |
| Others                                    | 40.72%         |
| <b>Money Market, Deposits &amp; Other</b> | <b>9.73%</b>   |
| <b>Total</b>                              | <b>100.00%</b> |

### Fund Details

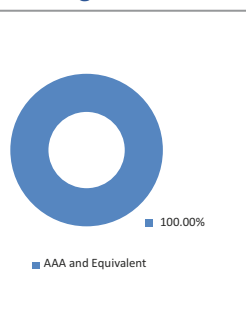
| Description                              |                                 |
|--|---------------------------------|
| SFIN Number                              | ULIF010613/10/25B500EV50IP116   |
| Launch Date                              | 17-Nov-25                       |
| Face Value                               | 10                              |
| Risk Profile                             | Very High                       |
| Benchmark                                | BSE 500 Enhanced Value 50 Index |
| Fund Manager Name                        | Abhay Moghe                     |
| Number of funds managed by fund manager: |                                 |
| Equity                                   | 31                              |
| Debt                                     | -                               |
| Hybrid                                   | 12                              |
| NAV as on 31-March-2026                  | 9.3653                          |
| AUM (Rs. Cr)*                            | 8.84                            |
| Equity (Rs. Cr)                          | 7.98                            |
| Debt (Rs. Cr)                            | 0.80                            |
| Net current asset (Rs. Cr)               | 0.06                            |

\*AUM is excluding the last day unitisation.

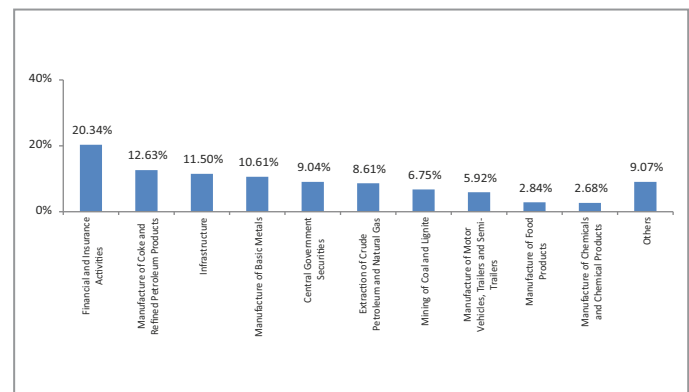
### Asset Class



### Rating Profile



### Top 10 Sectors



Note : 'Financial & insurance activities' sector includes exposure to 'Fixed Deposits' & 'Certificate of Deposits'. Central Government Securities (including TREPS).

### Performance

| Period    | 1 Month | 6 Months | 1 Year | 2 Years | 3 Years | 4 Years | 5 Years | 7 Years | 10 Years | Inception |
|-----------|---------|----------|--------|---------|---------|---------|---------|---------|----------|-----------|
| Fund      | -12.35% | -        | -      | -       | -       | -       | -       | -       | -        | -6.35%    |
| Benchmark | -14.30% | -        | -      | -       | -       | -       | -       | -       | -        | -8.42%    |

Returns less than or equal to 1 year are absolute. Returns greater than 1 year are compounded annualised growth rate (CAGR). Past performance is not indicative of future performance