

May 2026

## BSE 500 Quality 50 Index Fund

### Fund Objective

To provide capital appreciation through investment in equities forming part of BSE 500 Quality 50 Index

### Portfolio Allocation

	Stated (%)	Actual (%)
Equity & Equity related instruments	65 - 100	98.80
Cash, Bank Deposits, Liquid Mutual Funds and Money Market Instruments	0 - 35	1.36
Net Current Assets*		-0.16
<b>Total</b>		<b>100.00</b>

\*Net current asset represents net of receivables and payables for investments held.

### Portfolio

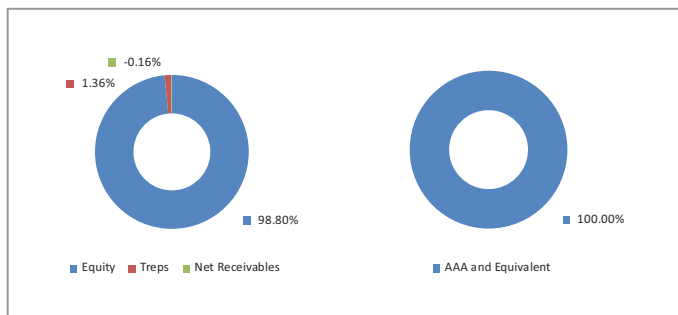
Company/Issuer	Exposure (%)
<b>Equity</b>	<b>98.80%</b>
GE Vernova T&D India Ltd	4.60%
Cummins India Ltd	4.43%
Multi Commodity Exchange of India Ltd	4.27%
Nestle India Ltd	4.21%
Suzlon Energy Ltd	4.20%
Hindustan Aeronautics Ltd	3.93%
Coal India Ltd	3.75%
Hindustan Unilever Ltd	3.64%
Tata Consultancy Services Ltd	3.51%
Infosys Ltd	3.48%
Others	58.79%
<b>Money Market, Deposits &amp; Other</b>	<b>1.20%</b>
<b>Total</b>	<b>100.00%</b>

### Fund Details

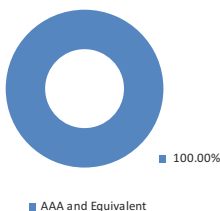
Description	
SFIN Number	ULIF011213/01/26B500QL50IN116
Launch Date	16-Feb-26
Face Value	10
Risk Profile	Very High
Benchmark	BSE 500 Quality 50 index
Fund Manager Name	Abhay Moghe
Number of funds managed by fund manager:	
Equity	33
Debt	-
Hybrid	10
NAV as on 29-May-2026	10.4518
AUM (Rs. Cr)*	27.90
Equity (Rs. Cr)	27.56
Debt (Rs. Cr)	0.38
Net current asset (Rs. Cr)	-0.05

\*AUM is excluding the last day unitisation.

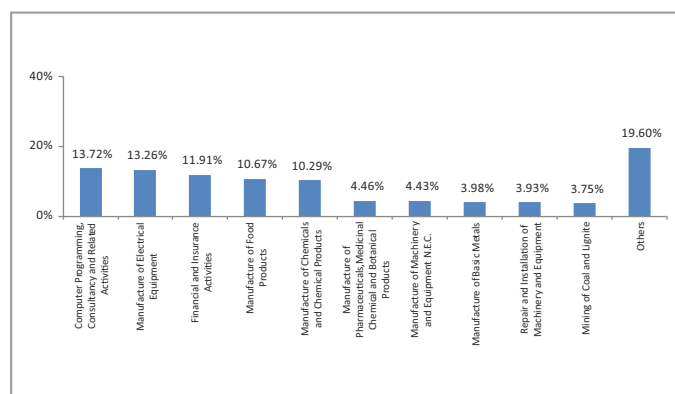
### Asset Class



### Rating Profile



### Top 10 Sectors



Note : 'Financial & insurance activities' sector includes exposure to 'Fixed Deposits' & 'Certificate of Deposits', Central Government Securities (including TREPS).

### Performance

Period	1 Month	6 Months	1 Year	2 Years	3 Years	4 Years	5 Years	7 Years	10 Years	Inception
Fund	1.08%	-	-	-	-	-	-	-	-	4.52%
Benchmark	1.11%	-	-	-	-	-	-	-	-	5.07%

Returns less than or equal to 1 year are absolute. Returns greater than 1 year are compounded annualised growth rate (CAGR). Past performance is not indicative of future performance