

June 2025

## Flexi Cap Fund

### Fund Objective

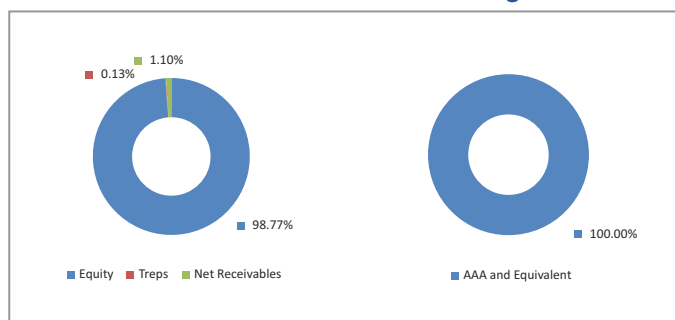
To achieve capital appreciation by investing in a diversified basket of stocks across market capitalizations i.e. Large cap, mid cap and small cap

### Portfolio Allocation

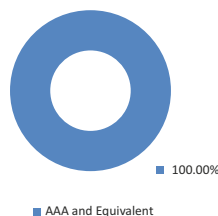
	Stated (%)	Actual (%)
Equity & Equity related instruments	65 - 100	98.77
Cash, Bank Deposits, Liquid Mutual Funds and Money Market Instruments	0 - 35	0.13
Net Current Assets*		1.10
<b>Total</b>		<b>100.00</b>

\*Net current asset represents net of receivables and payables for investments held.

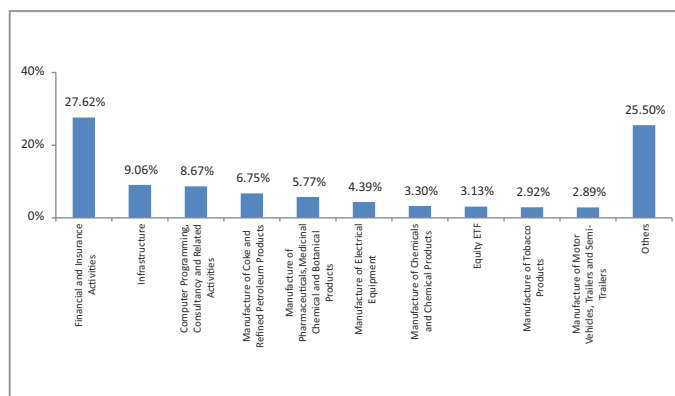
### Asset Class



### Rating Profile



### Top 10 Sectors



Note : 'Financial & insurance activities' sector includes exposure to 'Fixed Deposits' & 'Certificate of Deposits'.

### Fund Details

Description	
SFIN Number	ULIF07917/11/21FLXCAPFUND116
Launch Date	20-May-22
Face Value	10
Risk Profile	Very High
Benchmark	Nifty 200 Index
Fund Manager Name	Paresh Jain
Number of funds managed by fund manager:	
Equity	10
Debt	-
Hybrid	-
NAV as on 30-June-2025	17.3973
AUM (Rs. Cr)*	2860.80
Equity (Rs. Cr)	2825.55
Debt (Rs. Cr)	3.76
Net current asset (Rs. Cr)	31.49

\*AUM is excluding the last day unitisation.

### Portfolio

Company/Issuer	Exposure (%)
<b>Equity</b>	<b>98.77%</b>
HDFC Bank Ltd	8.42%
ICICI Bank Ltd	6.74%
Reliance Industries Ltd	6.34%
Infosys Ltd	4.19%
Larsen & Toubro Ltd	3.46%
Tata Consultancy Services Ltd	3.31%
State Bank of India	3.08%
Axis Bank Ltd	2.94%
ITC Ltd	2.92%
Bharat Electronics Ltd	2.17%
Bharti Airtel Ltd	2.04%
Mahindra & Mahindra Ltd	1.80%
Trent Ltd	1.67%
UltraTech Cement Ltd	1.61%
Sun Pharmaceuticals Industries Ltd	1.25%
HDFC Life Insurance Company Ltd	1.24%
Hindustan Unilever Ltd.	1.23%
Hindustan Aeronautics Limited	1.21%
Karur Vysya Bank Limited	1.15%
Motilal Oswal Midcap 100 ETF	1.12%
Suzlon Energy Ltd	1.10%
Oil & Natural Gas Corpn Ltd	1.03%
KEI Industries Limited	0.99%
Cipla Ltd	0.97%
Adani Ports & Special Economic Zone Ltd	0.97%
Tata Steel Ltd	0.92%
AVENUE SUPERMARTS LIMITED	0.89%
Marico Ltd	0.88%
Shriram Finance Limited	0.88%
Info Edge (India) Ltd	0.87%
Bandhan Bank Ltd	0.80%
ETERNAL LIMITED	0.79%

## Portfolio

Company/Issuer	Exposure (%)
Britannia Industries Ltd	0.79%
Crompton Greaves Consumer Electricals Limited	0.77%
Mirae Asset Nifty Financial Services ETF	0.76%
NTPC Ltd	0.76%
TVS Motor Company Ltd	0.75%
Maruti Suzuki India Ltd	0.74%
Divis Laboratories Ltd	0.73%
Power Grid Corporation of India Ltd	0.69%
Voltas Ltd	0.68%
Vishal Mega Mart Ltd	0.68%
Bharat Forge Ltd	0.68%
Rural Electrification Corporation Ltd	0.67%
Dr Reddys Laboratories Ltd	0.67%
Hero MotoCorp Ltd	0.65%
Hindalco Industries Ltd	0.65%
ABB India Ltd	0.64%
HCL Technologies Ltd	0.63%
Lupin Ltd	0.62%
Jubilant Foodworks Ltd	0.61%
Dhanuka Agritech Limited	0.61%
DLF Ltd	0.60%
Tech Mahindra Ltd	0.53%
Page Industries Limited	0.52%
Havells India Ltd	0.52%
Sumitomo Chemical India Limited	0.50%
Phoenix Mills Ltd	0.49%
Tube Investments of India Ltd	0.49%
Bayer CropScience Ltd	0.48%
Bharti Hexacom Ltd	0.48%
Grasim Industries Ltd.	0.48%
SBI Life Insurance Company Limited	0.45%
Nippon India ETF PSU Bank BEES	0.45%
Ajanta Pharma Ltd	0.45%
Honasa Consumer Limited	0.44%
NIPPON INDIA ETF BANK BEES	0.43%
Others	8.68%
Money Market, Deposits & Other	1.23%
<b>Total</b>	<b>100.00%</b>

## Performance

Period	1 Month	6 Months	1 Year	2 Years	3 Years	4 Years	5 Years	7 Years	10 Years	Inception
Fund	3.16%	4.07%	3.35%	19.44%	20.82%	-	-	-	-	19.45%
Benchmark	3.29%	6.31%	4.96%	18.74%	19.77%	-	-	-	-	17.62%

Returns less than or equal to 1 year are absolute. Returns greater than 1 year are compounded annualised growth rate (CAGR). Past performance is not indicative of future performance. Inception returns are absolute.