

July 2025

Midcap Index Fund

Fund Objective

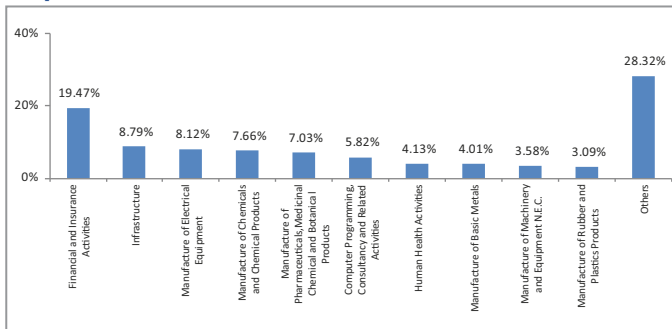
To provide capital appreciation through investment in equities forming part of Nifty Midcap 150 Index.

Portfolio Allocation

	Stated (%)	Actual (%)
Equity*	65 - 100	98.84
Bank deposits and money market instruments	0 - 35	1.03
Net Current Assets*		0.12
Total		100.00

*Net current asset represents net of receivables and payables for investments held.

Top 10 Sectors



Note : 'Financial & insurance activities' sector includes exposure to 'Fixed Deposits' & 'Certificate of Deposits'.

Portfolio

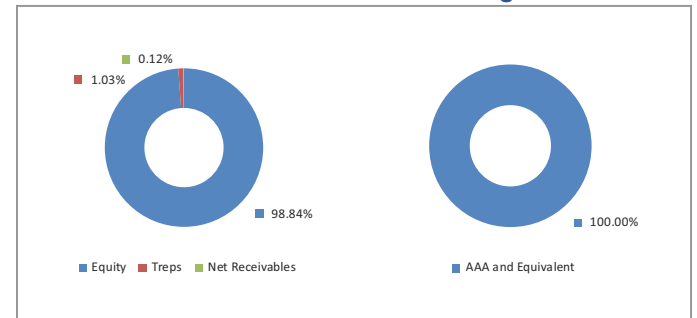
Company/Issuer	Exposure (%)
Equity	98.84%
BSE Ltd.	2.75%
Max Healthcare Institute Limited	2.58%
Suzlon Energy Ltd	2.04%
Dixon Technologies (India) Ltd	1.82%
PB Fintech Limited	1.67%
Coforge Limited	1.62%
HDFC Asset Management Company Limited	1.60%
Persistent Systems Limited	1.54%
Federal Bank Ltd	1.38%
Cummins India Ltd	1.34%
Indus Towers Ltd	1.33%
Lupin Ltd	1.30%
IDFC First Bank Ltd	1.26%
Fortis Healthcare Ltd	1.24%
SRF Ltd	1.23%
AU Small Finance Bank Ltd	1.16%
Hindustan Petroleum Corporation Ltd	1.12%
Max Financial Services Ltd	1.10%
Marico Ltd	1.04%
One 97 Communications Ltd	1.03%
Yes Bank Ltd	0.99%
UPL Ltd	0.99%
Solar Industries India Ltd	0.96%
Ashok Leyland Ltd	0.96%
PI Industries Limited	0.96%
Polycab India Ltd	0.96%
GE T&D India Ltd	0.94%
Sundaram Finance Ltd	0.90%
Glenmark Pharmaceuticals Ltd	0.89%

Fund Details

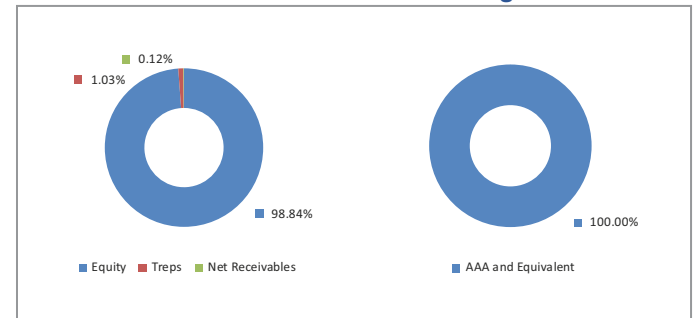
Description	
SFIN Number	ULIF08919/10/23MIDCPINDFD116
Launch Date	28-Nov-23
Face Value	10
Risk Profile	High
Benchmark	Nifty Midcap 150
Fund Manager Name	Abhay Moghe
Number of funds managed by fund manager:	
Equity	20
Debt	-
Hybrid	12
NAV as on 31-July-2025	12.8204
AUM (Rs. Cr)*	460.54
Equity (Rs. Cr)	455.21
Debt (Rs. Cr)	4.76
Net current asset (Rs. Cr)	0.57

*AUM is excluding the last day unitisation.

Asset Class



Rating Profile



Portfolio

Company/Issuer	Exposure (%)
GMR Airports Limited	0.89%
Aurobindo Pharma Ltd	0.89%
Coromandel International Ltd	0.89%
Mphasis Ltd	0.88%
Godrej Properties Limited	0.88%
Bharat Forge Ltd	0.87%
Page Industries Limited	0.86%
Bharat Heavy Electricals Ltd	0.85%
Tube Investments of India Ltd	0.84%
Voltas Ltd	0.84%
MRF Ltd	0.83%
Colgate-Palmolive (India) Ltd	0.82%
APL Apollo Tubes Ltd	0.81%
Mankind Pharma Limited	0.81%
FSN E-Commerce Ventures Limited	0.80%
Muthoot Finance Ltd	0.78%
J K Cements Ltd	0.78%
Supreme Industries Ltd	0.77%
Phoenix Mills Ltd	0.77%
Prestige Estates Projects Limited	0.76%
Alkem Laboratories Ltd	0.75%
NHPC Ltd	0.73%
Hitachi Energy India Limited	0.71%
Union Bank of India	0.70%
Jubilant Foodworks Ltd	0.69%
Torrent Power Ltd	0.69%
NMDC Ltd	0.68%
SBI Card & payment Services Limited	0.67%
Oil India Ltd	0.67%
KEI Industries Limited	0.66%

Portfolio

Company/Issuer	Exposure (%)
Biocon Ltd	0.65%
360 ONE WAM Ltd	0.65%
Kalyan Jewellers India Ltd	0.64%
Blue Star Ltd	0.63%
Jindal Stainless Ltd	0.62%
Indian Bank	0.61%
Indian Railway Catering And Tourism Corporation Limited	0.61%
Petronet LNG Ltd	0.60%
Balkrishna Industries Ltd	0.60%
Tata Elxsi Limited	0.59%
Mazagon Dock Shipbuilders Ltd	0.59%
Patanjali Foods Ltd	0.58%
Ipca Laboratories Ltd	0.57%
Tata Communications Ltd	0.56%
Sona BLW Precision Forgings Limited	0.56%
Oracle Financial Services Software Ltd	0.56%
KPIT Technologies Ltd	0.56%
Container Corporation Of India Ltd	0.55%
Rail Vikas Nigam Ltd	0.55%
Lloyds Metals & Energy Ltd	0.55%
Oberoi Realty Ltd	0.53%
Vodafone Idea Ltd	0.53%
UNO Minda Limited	0.52%
Aditya Birla Capital Ltd	0.51%
Steel Authority of India Ltd	0.50%
Abbott India Ltd	0.50%
Dalmia Bharat Ltd	0.50%
LIC Housing Finance Limited	0.49%
Exide Industries Ltd	0.49%
Astral Limited	0.48%
Mahindra & Mahindra Financial Services Ltd.	0.47%
Adani Total Gas Ltd	0.47%
National Aluminium Company Ltd	0.46%
Schaeffler India Limited	0.46%
Gland Pharma Limited	0.46%
L&T Finance Limited	0.45%
Berger Paints India Ltd	0.45%
Vishal Mega Mart Ltd	0.44%
Hindustan Zinc Ltd	0.43%
Thermax Ltd	0.42%
Apar Industries Ltd	0.42%
Cochin Shipyard Ltd	0.42%
Bharat Dynamics Ltd	0.42%
Gujarat Fluorochemicals Ltd	0.41%
Apollo Tyres Ltd	0.40%
Indraprastha Gas Ltd	0.40%
Nippon Life India Asset Management Limited	0.40%
Bandhan Bank Ltd	0.40%
United Breweries Ltd	0.39%
Bharti Hexacom Ltd	0.39%
Linde India Ltd	0.38%
Motilal Oswal Financial Services Ltd	0.38%
Bank of India	0.38%
Syngene International Limited	0.38%
Glaxosmithkline Pharma Ltd	0.36%
CRISIL Ltd	0.36%
Deepak Nitrite Limited	0.35%
Others	8.52%
Money Market, Deposits & Other	1.16%
Total	100.00%

Performance

Period	1 Month	6 Months	1 Year	2 Years	3 Years	4 Years	5 Years	7 Years	10 Years	Inception
Fund	-2.84%	7.03%	-3.59%	-	-	-	-	-	-	16.00%
Benchmark	-2.85%	7.61%	-2.29%	-	-	-	-	-	-	20.04%

Returns less than or equal to 1 year are absolute. Returns greater than 1 year are compounded annualised growth rate (CAGR). Past performance is not indicative of future performance