

June 2025

Small Cap Fund

Fund Objective

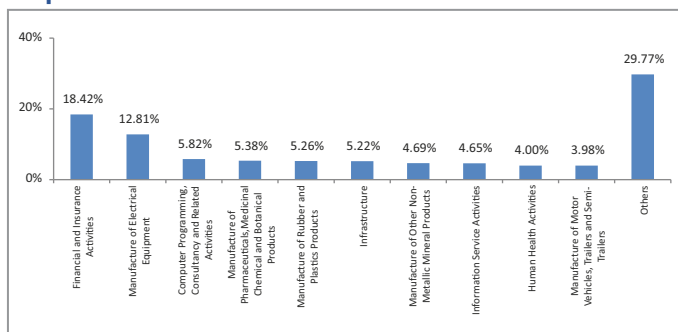
To achieve capital appreciation by investing in a diversified basket of predominantly* small cap stocks.

Portfolio Allocation

	Stated (%)	Actual (%)
Equity*	65 - 100	98.09
Bank deposits and money market instruments	0 - 35	1.83
Net Current Assets*		0.08
Total		100.00

*minimum 60% in small cap stocks, Market-cap exposure is based on equity exposure re- scaled to 100%

Top 10 Sectors



Note : 'Financial & insurance activities' sector includes exposure to 'Fixed Deposits' & 'Certificate of Deposits'.

Portfolio

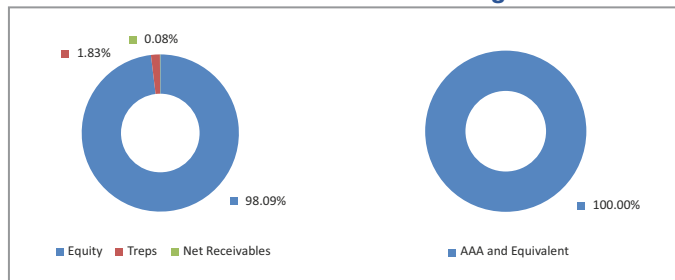
Company/Issuer	Exposure (%)
Equity	98.09%
Multi Commodity Exchange of India Ltd	3.62%
Crompton Greaves Consumer Electricals Limited	2.61%
KEI Industries Limited	2.42%
Central Depository Services (India) Ltd	2.38%
Supreme Industries Ltd	2.32%
Rategain Travel Technologies Ltd	2.21%
Karur Vysya Bank Limited	2.10%
AMARA RAJA ENERGY & MOBILITY LIMITED	2.08%
Kajaria Ceramics Limited	2.03%
Eclerx Services Ltd	1.94%
360 ONE WAM Ltd	1.91%
Radico Khaitan Ltd	1.89%
TREP (MD 01/07/2025)	1.83%
JSW Energy Ltd	1.79%
UNO Minda Limited	1.76%
Astral Limited	1.62%
PB Fintech Limited	1.61%
KFin Technologies Limited	1.56%
Voltamp Transformers Ltd	1.47%
Sona BLW Precision Forgings Limited	1.47%
Rainbow Childrens Medicare Limited	1.47%
Aditya Birla Real Estate Limited	1.45%
Vijaya Diagnostic Centre Limited	1.43%
PVR INOX Limited	1.34%
City Union Bank Ltd	1.34%
Navin Fluorine International Limited	1.31%
Team Lease Services Ltd	1.30%

Fund Details

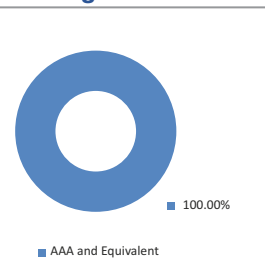
Description	
SFIN Number	ULIF08717/01/23SMALLCAPFU116
Launch Date	23-May-23
Face Value	10
Risk Profile	Very High
Benchmark	NIFTY SMALL CAP 100 INDEX
Fund Manager Name	Sujit Jain
Number of funds managed by fund manager:	
Equity	1
Debt	-
Hybrid	2
NAV as on 30-June-2025	19.9159
AUM (Rs. Cr)*	3310.80
Equity (Rs. Cr)	3247.65
Debt (Rs. Cr)	60.62
Net current asset (Rs. Cr)	2.53

*AUM is excluding the last day unitisation.

Asset Class



Rating Profile



Portfolio

Company/Issuer	Exposure (%)
Piramal Pharma Limited	1.23%
Varun Beverages Limited	1.21%
Mahanagar Gas Ltd	1.21%
Hindustan Aeronautics Limited	1.19%
K E C International Ltd	1.17%
Ajanta Pharma Ltd	1.17%
Gulf Oil Lubricants India Ltd	1.16%
Safari Industries (India) Ltd	1.16%
Dr. Lal Path Labs Ltd.	1.11%
Tube Investments of India Ltd	1.08%
Muthoot Finance Ltd	1.06%
Glenmark Pharmaceuticals Ltd	1.01%
Engineers India Ltd	1.01%
CESC Ltd	0.96%
Whirlpool of India Ltd	0.94%
Trent Ltd	0.94%
Federal Bank Ltd	0.93%
Motherson Sumi Wiring India Limited	0.91%
Coforge Limited	0.87%
Nippon Life India Asset Management Limited	0.85%
Devayani International Ltd.	0.85%
ICICI Prudential Life Insurance Company Ltd	0.85%
Titagarh Rail Systems Ltd	0.85%
AXIS BANK NIFTY ETF	0.84%
Gland Pharma Limited	0.79%
Zensar Technologies Limited	0.76%
Cera Sanitaryware Ltd	0.75%
Firstsource Solutions Ltd	0.73%

Portfolio

Company/Issuer	Exposure (%)
Inox India Ltd	0.73%
Natco Pharma Ltd	0.72%
Endurance Technologies Ltd	0.71%
The Ramco Cements Ltd	0.71%
Gabriel India Ltd	0.70%
BSE Ltd.	0.70%
Inox Wind Ltd	0.68%
NCC Ltd	0.66%
Triveni Turbine Ltd	0.62%
JK Lakshmi Cement Limited	0.61%
KNR Constructions Limited	0.59%
Interarch Building Products Ltd	0.59%
Jyothy Laboratories Ltd	0.59%
Oberoi Realty Ltd	0.59%
J K Cements Ltd	0.58%
Godrej Agrovet Ltd	0.58%
Redington Ltd	0.56%
EID Parry (India) Ltd	0.56%
TATA CONSUMER PRODUCTS LIMITED.	0.55%
PNB Housing Finance Ltd	0.55%
Others	7.64%
Money Market, Deposits & Other	1.91%
Total	100.00%

Performance

Period	1 Month	6 Months	1 Year	2 Years	3 Years	4 Years	5 Years	7 Years	10 Years	Inception
Fund	5.83%	1.39%	5.37%	37.31%	-	-	-	-	-	38.68%
Benchmark	6.66%	1.63%	4.13%	32.62%	-	-	-	-	-	36.20%

Returns less than or equal to 1 year are absolute. Returns greater than 1 year are compounded annualised growth rate (CAGR). Past performance is not indicative of future performance