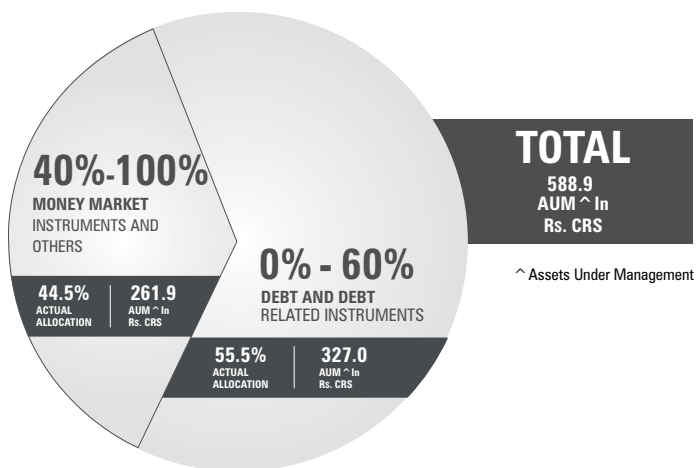


LIQUID FUND

This fund primarily invests in portfolio constituted of money market and high quality debt securities

DATE OF INCEPTION

14th July 2008



NAV as on 30th June 2025: Rs. 27.5608

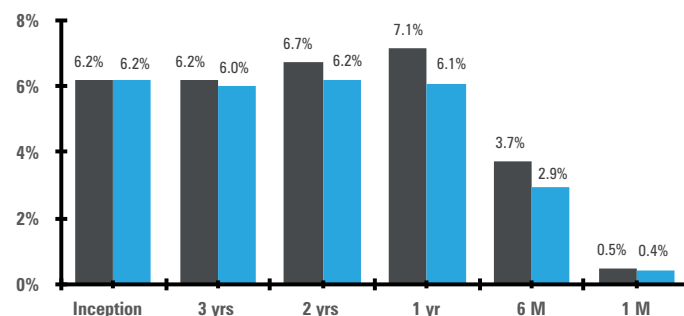
TOP 10 HOLDINGS AS ON 30TH JUNE 2025 (%)

GOVERNMENT SECURITIES 15.1%	
8.27% Madhya Pradesh State Dev. Loan (MD 23/12/2025)	2.6%
8.08% Karnataka State Dev. Loan (MD 26/12/2028)	1.8%
8.25% Gujarat State Dev. Loan (MD 25/04/2028)	1.8%
7.37% Tamilnadu State Dev. Loan (MD 14/09/2026)	1.7%
8.22% Tamilnadu State Dev. Loan (MD 09/12/2025)	1.7%
8.14% Karnataka State Dev. Loan (MD 13/11/2025)	1.7%
8.15% Gujarat State Dev. Loan (MD 23/09/2025)	1.7%
8.12% Gujarat State Dev. Loan (MD 13/11/2025)	0.9%
8.29% Tamilnadu State Dev. Loan (MD 26/08/2025)	0.9%
8.32% Chattisgarh State Dev. Loan (MD 13/01/2026)	0.3%
CORPORATE DEBT 40.4%	
7.9265% LIC Housing Finance Limited (MD 14/07/2027)	4.3%
7.75% TATA Capital Housing Finance Limited (MD 18/05/2027)	4.3%
7.60% Bajaj Finance Limited (MD 25/08/2027)	4.3%
7.75% Sundaram Finance Limited (MD 11/12/2026)	4.3%
7.68% Indian Railways Finance Corp. Limited (MD 24/11/2026)	4.3%
7.70% Rural Electrification Corp. Limited (MD 31/08/2026)	4.3%
7.55% Power Finance Corp. Limited (MD 15/07/2026)	4.3%
7.14% Bajaj Housing Finance Limited (MD 26/02/2027)	4.3%
7.66% Larsen & Toubro Limited (MD 09/11/2025)	2.6%
8.0650% Sundaram Finance Limited (MD 22/05/2026)	1.7%
Others	1.7%
MONEY MARKET INSTRUMENTS & OTHERS 44.5%	
Total	100.0%

BENCHMARK: Customized UL Liquid Index

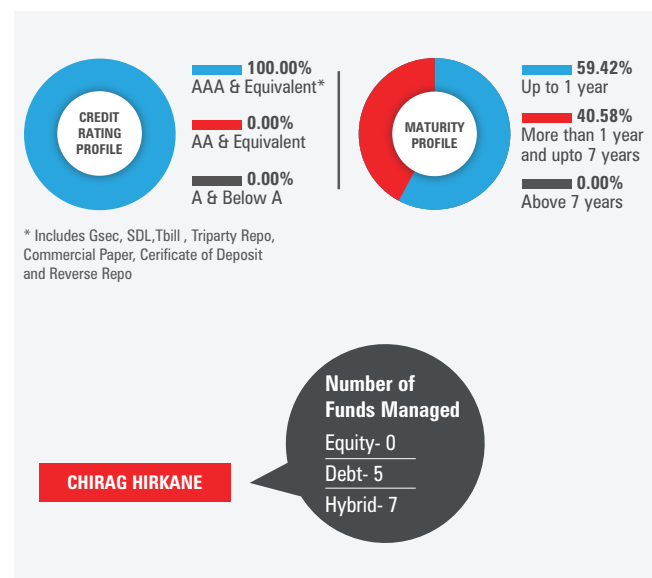
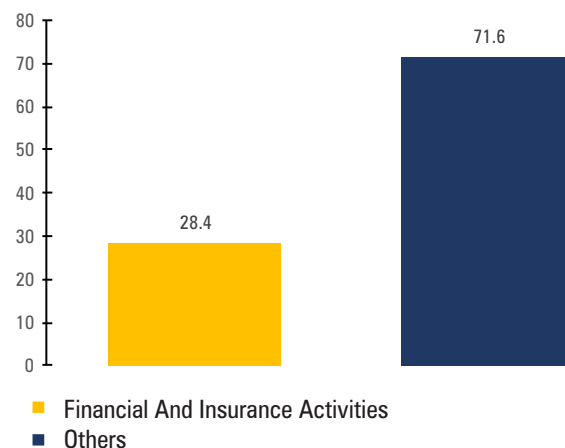
Fund Performance as on 30th June 2025

FUND BENCHMARK



Liquid Fund benchmark is Customized UL Liquid Index
Modified Duration of Debt and Money Market: 0.91 years
Past performance is not indicative of future performance
The SFIN for Liquid Fund is ULIF00514/07/08LIQUIDFUND136

TOP 10 INDUSTRY SECTOR EXPOSURE (%)



Confidential