

# Bond Fund

ULIF00317/08/11BONDFUND147

May 2025



## Fund Details

**Investment Objective:** To provide relatively safe and less volatile investment option mainly through debt instruments and accumulation of income through investment in fixed income securities.

**Inception Date**  
28-Jul-2011

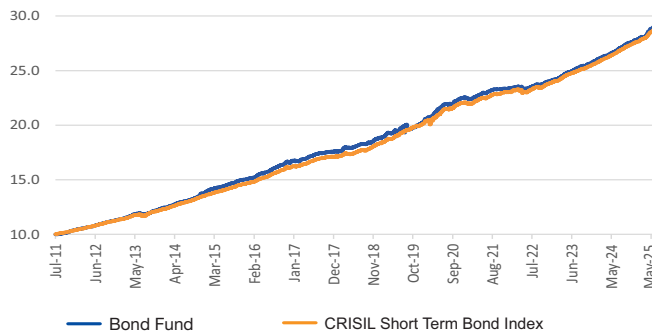
**NAV as on 30-05-25**  
Rs. 29.0967

**AUM as on 30-05-25**  
Rs. 138.98 crore

**Fund Manager**  
Mahek Shah

**Funds Managed by the Fund Managers**  
Equity - 0 | Debt -12 |

## Growth @ Rs 10



Portfolio Duration	2.18	1.82
Portfolio Yield	6.56	6.64

Returns less than or equal to one year are absolute returns. Return greater than one year are in term of compounded annualised growth rate (CAGR).

- Past Performance is not indicative of future performance.

## Actual v/s Targeted Asset Allocation (%)

Security Type	Min	Max	Actual	AUM**
Equity and Equity Related Instruments	NIL	NIL	-	-
Debt and Money market	100%	100%	100%	138.98

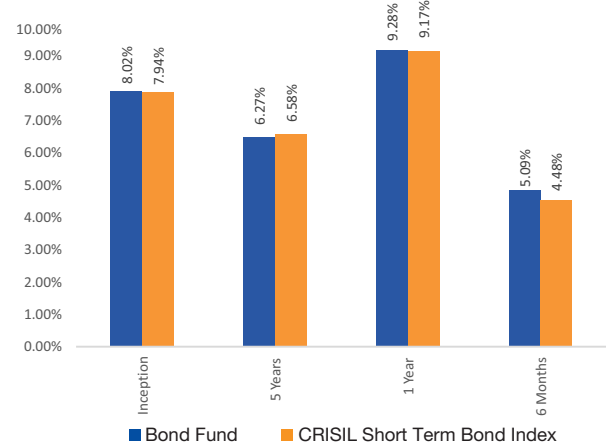
The actual asset allocation will remain within the 'minimum' and 'maximum' range based on market opportunities and future outlook of the markets.

\*\*Rs.in Crore; AUM-Asset Under Management

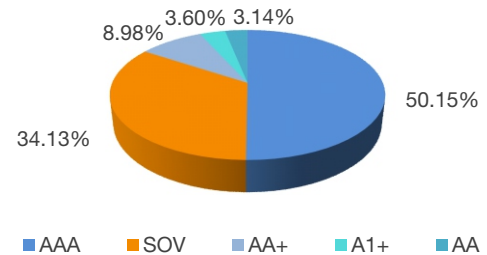
## Top 10 holdings as per Asset Category

Security Name	Net Asset (%)
<b>Debt</b>	<b>78.28%</b>
<b>Gsec And SDL</b>	<b>20.18%</b>
6.75 GOI 23-12-2029	10.80%
05.63 GOI 12-04-2026	3.60%
0.00% GOI CG 22-04-2030	2.71%
07.95% Fert Co GOI SPLBND Mat 18-Feb-2026	2.34%
8.43% Uttar Pradesh State Government SG 2026 0410	0.74%
<b>Corporate Bonds</b>	<b>58.09%</b>
8.05% India Infradebt Limited NCD 24-07-2028	7.33%
9.10% LIC Housing Finance Ltd NCD 24-09-2028	3.85%
7.93% NIIF Infrastructure Finance Limited NCD 20-05-2032	3.81%
7.95% Tata Capital Financial NCD 08-02-2028	3.66%
6.79% Bharat Sanchar Nigam Limited NCD 23-09-2030	3.62%
7.60% Rural Electrification Corporation Ltd NCD 28-02-2026	3.62%
5.78% HDFC Series Y Ltd NCD Mat 25-11-2025	3.58%
8.75% Shriram Finance Limited NCD 28-04-2028	3.41%
9.09% Muthoot Finance Limited NCD 01-06-2029	3.40%
7.50% Power Grid Corporation Of India Ltd NCD 24-08-2033	3.37%
<b>Others</b>	<b>18.42%</b>
<b>MMI &amp; Others</b>	<b>21.72%</b>
<b>Grand Total</b>	<b>100.00%</b>

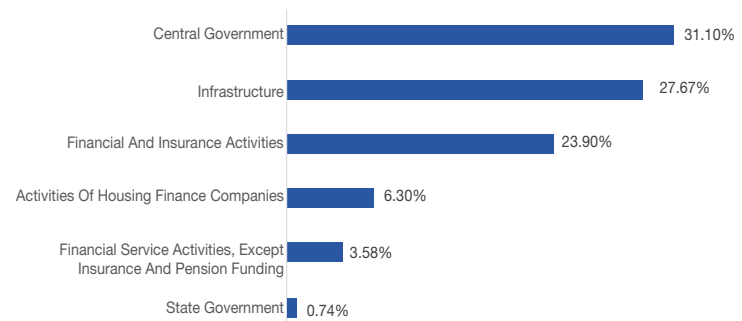
## Fund v/s Benchmark Return (%)



## Debt Rating Profile\*\*



## Top Industry Exposure(% to AUM) (as per NIC classification)^



^Industry Classification is as per National Industrial Classification (All Economic Activities)-2008 NIC