

ABOUT THE FUND

OBJECTIVE

To generate capital appreciation & provide long term growth opportunities by investing in a portfolio predominantly of equity & equity related instrumentsgenerally in S & P CNX Nifty stocks and to generate consistent returns by investing in debt & money market instruments. The risk profile of the fund is high.

Fund Manager Details

Fund Manager	No. Of Funds Managed		
	Equity	Debt	Hybrid
Srijan Sinha	6	-	7

ASSET ALLOCATION

Composition	Min.	Max.	Actual
Cash and Money Market	0.00%	20.00%	1.29%
Fixed Income Instruments	0.00%	15.00%	0.00%
Equities	80.00%	100.00%	98.71%

RISK RETURN PROFILE

Risk	High
Return	High

DATE OF INCEPTION

9<sup>th</sup> September 2010

FUND PERFORMANCE as on

30-May-2025

Returns since Publication of NAV

Absolute Return	333.76%
CAGR Return	10.48%

NAV & AUM as on 30-May-2025

NAV	AUM (In Lakhs)
43.3762	6,589.24

ASSET ALLOCATION

■ Money Market & NCA, 1.29%

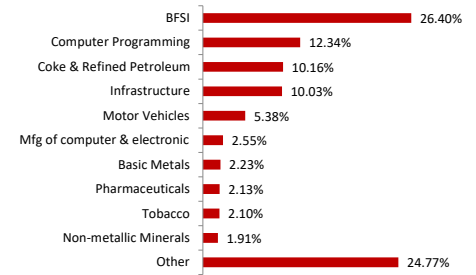
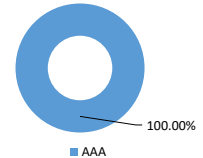
■ EQU, 98.71%

MODERATE RISK MODERATE RETURN

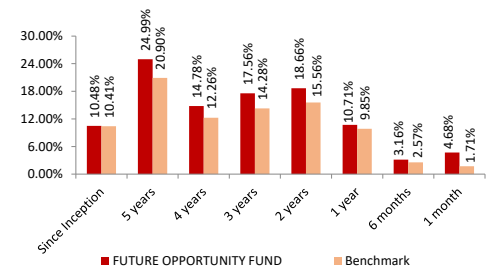
LOW RISK LOW RETURN      MODERATE      HIGH RISK HIGH RETURN

PORTFOLIO AS ON 30-May-2025	
SECURITIES	HOLDINGS
<b>MONEY MARKET INSTRUMENTS &amp; NCA</b>	<b>1.29%</b>
<b>SECURITIES</b>	<b>HOLDINGS</b>
<b>EQUITY</b>	<b>98.71%</b>
HDFC Bank Ltd	6.98%
Reliance Industries Ltd	6.96%
Infosys Technologies Ltd	5.70%
ICICI Bank Ltd	5.27%
SBI-ETF Nifty Bank	2.83%
Tata Consultancy Services Ltd	2.75%
Axis Bank Ltd	2.62%
Uti Nifty Bank ETF	2.54%
Tata Motors Ltd	2.53%
State Bank of India	2.48%
IndusInd Bank Ltd	2.44%
Kotak Nifty PSU Bank ETF	2.42%
ICICI Prudential Nifty Bank ETF - NIFTY BANK INDEX	2.18%
Power Finance Corporation Ltd	2.16%
ITC Ltd	2.10%
Genus Power Infrastrucure Ltd	2.06%
Mirae Asset Mutual Fund-Mirae Asset Nifty Financial Service	1.92%
Swiggy Ltd	1.75%
Rural Electrification Corporation Ltd	1.72%
Mahindra & Mahindra Ltd	1.67%
Fusion Finance Ltd	1.58%
Anant Raj Ltd	1.55%
HCL Technologies Ltd	1.54%
Bharti Airtel Ltd (Partly Paid)	1.49%
Aurobindo Pharma Ltd	1.43%
Others	30.06%

## SECTORAL ALLOCATION

[illegible]

BENCHMARK COMPARISON (CAGR RETURN)	
1	2
3	4
5	6
7	8
9	10
11	12
13	14
15	16
17	18
19	20
21	22
23	24
25	26
27	28
29	30
31	32
33	34
35	36
37	38
39	40
41	42
43	44
45	46
47	48
49	50
51	52
53	54
55	56
57	58
59	60
61	62
63	64
65	66
67	68
69	70
71	72
73	74
75	76
77	78
79	80
81	82
83	84
85	86
87	88
89	90
91	92
93	94
95	96
97	98
99	100



**Benchmark :Nifty 50 - 100%**

FUND - NAV	
------------	--

