

# INDIVIDUAL FUND

## CLASSIC OPPORTUNITIES FUND

(ULIF-033-16/12/09-CLAOPPFND-107)



Market Outlook Fund Performance Contents Individual Funds Group Funds Home Navigation Icons

### Investment Objective

Aims to maximize opportunity for you through long-term capital growth, by holding a significant portion in a diversified and flexible mix of large / medium sized company equities

### Date of Inception

16<sup>th</sup> December 2009

### AUM (in Lakhs)

13,99,128.57

### NAV

70.3163

### Fund Manager

Equity : Hemant Kanawala  
Debt : Manoj Bharadwaj

### Benchmark Details

Equity - 100% (BSE 200)

### Modified Duration

Debt & Money  
Market Instruments : 0.003

### Asset Allocation

	Approved (%)	Actual (%)
Equity	75 - 100	97
Gsec / Debt	00 - 25	0
MMI / Others	00 - 25	3

### Performance Meter

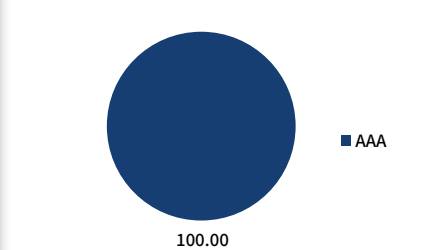
	Classic Opportunities Fund (%)	Benchmark (%)
1 month	3.4	3.2
3 months	9.6	9.3
6 months	2.6	6.1
1 year	4.7	4.4
2 years	19.0	18.4
3 years	20.6	19.4
4 years	14.6	14.2
5 years	21.8	21.6
6 years	15.8	15.3
7 years	14.5	14.1
10 years	13.1	12.7
Inception	13.4	11.5

Past performance is not necessarily indicative of future performance

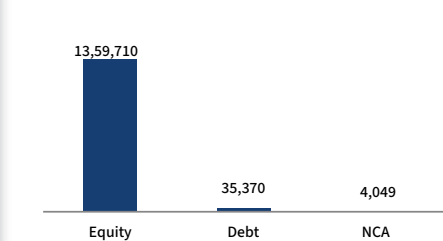
### Portfolio

Holdings	% to Fund
<b>Equity</b>	<b>97.18</b>
ICICI Bank Ltd.	6.18
HDFC Bank Ltd.	5.75
Bharti Airtel Ltd.	4.08
Infosys Ltd.	3.72
Reliance Industries Ltd	3.05
State Bank of India.	2.67
Larsen And Toubro Ltd.	2.63
Axis Bank Ltd.	2.63
I T C Ltd.	2.02
Mahindra & Mahindra Ltd	2.01
Others	62.44
<b>MMI</b>	<b>2.53</b>
<b>NCA</b>	<b>0.29</b>

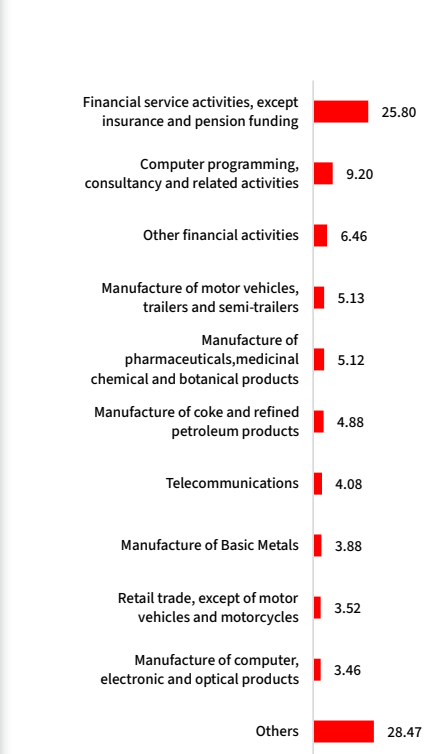
### Debt Ratings Profile (%)



### AUM (in Lakhs)



### Sector Allocation as per NIC 2008 % to Fund\*\*



\*\*NIC 2008 - Industrial sector as defined under National Industrial Classification 2008.