

INDIVIDUAL FUND

KOTAK DYNAMIC FLOATING RATE FUND

(ULIF-020-07/12/04-DYFLTRFND-107)



Market Outlook Fund Performance Contents Individual Funds Group Funds

Investment Objective

Aims to minimize the downside of interest rate risk by investing in floating rate debt instruments that give returns in line with interest rate movements.

Date of Inception

07th December 2004

AUM (in Lakhs)

1,989.03

NAV

38.3449

Fund Manager

Debt : Manoj Bharadwaj

Benchmark Details

Debt - 100% (CRISIL Liquid)

Modified Duration

Debt & Money
Market Instruments : 0.25

Asset Allocation

| | Approved (%) | Actual (%) |
|--------------|--------------|------------|
| Debt | 60 - 100 | 85 |
| MMI / Others | 00 - 40 | 15 |

Performance Meter

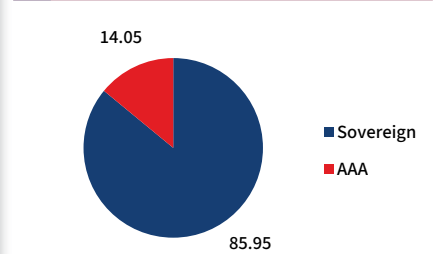
| | Dynamic Floating Rate Fund (%) | Benchmark (%) |
|-----------|--------------------------------|---------------|
| 1 month | 0.6 | 0.5 |
| 3 months | 2.2 | 1.6 |
| 6 months | 3.9 | 3.4 |
| 1 year | 7.2 | 7.1 |
| 2 years | 6.7 | 7.2 |
| 3 years | 6.3 | 7.0 |
| 4 years | 5.3 | 6.2 |
| 5 years | 4.8 | 5.7 |
| 6 years | 5.2 | 5.7 |
| 7 years | 5.7 | 6.0 |
| 10 years | 5.8 | 6.4 |
| Inception | 6.8 | 6.8 |

Past performance is not necessarily indicative of future performance

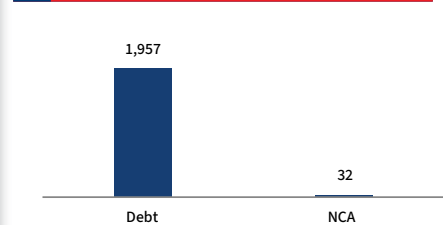
Portfolio

| Holdings | % to Fund |
|------------------------|--------------|
| G-Sec | 1.06 |
| 6.13% GOI - 04.06.2028 | 1.05 |
| 7.72% GOI - 26.10.2055 | 0.01 |
| Corporate Debt | 83.51 |
| GOI FRB - 04.10.2028 | 36.92 |
| GOI FRB - 22.09.2033 | 35.92 |
| GOI FRB - 30.10.2034 | 10.67 |
| MMI | 13.83 |
| NCA | 1.60 |

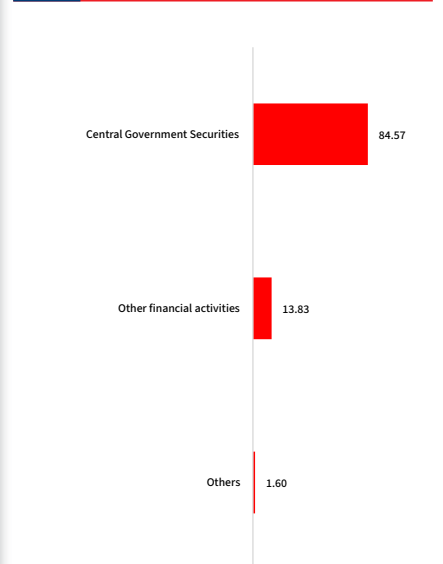
Debt Ratings Profile (%)



AUM (in Lakhs)



Sector Allocation as per NIC 2008 % to Fund**



**NIC 2008 - Industrial sector as defined under National Industrial Classification 2008.