

# INDIVIDUAL FUND

## KOTAK DYNAMIC GILT FUND

(ULIF-006-27/06/03-DYGLTFND-107)



Market Outlook Fund Performance Contents Individual Funds Group Funds

### Investment Objective

Aims to preserve your capital and minimize your downside risk, with investment in debt and government instruments.

### Date of Inception

27<sup>th</sup> June 2003

### AUM (in Lakhs)

20,353.68

### NAV

47.1796

### Fund Manager

Debt : Manoj Bharadwaj

### Benchmark Details

Debt - 100% (IBEX)

### Modified Duration

Debt & Money  
Market Instruments : 8.18

### Asset Allocation

	Approved (%)	Actual (%)
Gsec / Debt	80 - 100	95
Others	00 - 20	5

### Performance Meter

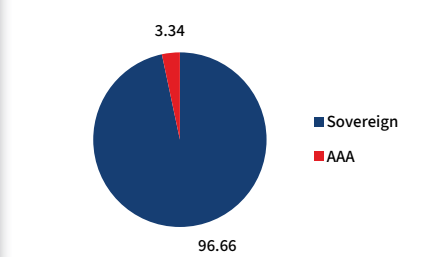
	Dynamic Gilt Fund (%)	Benchmark (%)
1 month	-1.4	-0.8
3 months	1.2	2.3
6 months	3.8	5.1
1 year	7.8	9.7
2 years	7.8	8.9
3 years	7.7	8.9
4 years	5.8	6.9
5 years	5.2	6.2
6 years	6.3	7.3
7 years	7.5	8.2
10 years	7.4	8.1
Inception	7.3	7.6

Past performance is not necessarily indicative of future performance

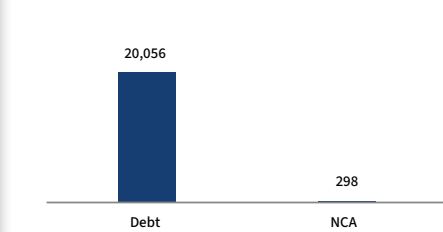
### Portfolio

Holdings	% to Fund
<b>G-Sec</b>	<b>95.24</b>
7.10% GOI - 08.04.2034	16.58
7.34% GOI - 22.04.2064	15.57
7.30% GOI - 19.06.2053	5.69
6.92% GOI - 18.11.2039	5.30
6.79% GOI - 07.10.2034	4.75
7.25% GOI - 12.06.2063	4.04
7.02% GJ SDL - 26.03.2033	2.71
7.77% MP SDL - 08.03.2043	2.49
7.40% GOI - 19.09.2062	2.39
7.25% GOI 2063 ZCG - 12.12.2030	2.39
Others	33.33
<b>MMI</b>	<b>3.29</b>
<b>NCA</b>	<b>1.46</b>

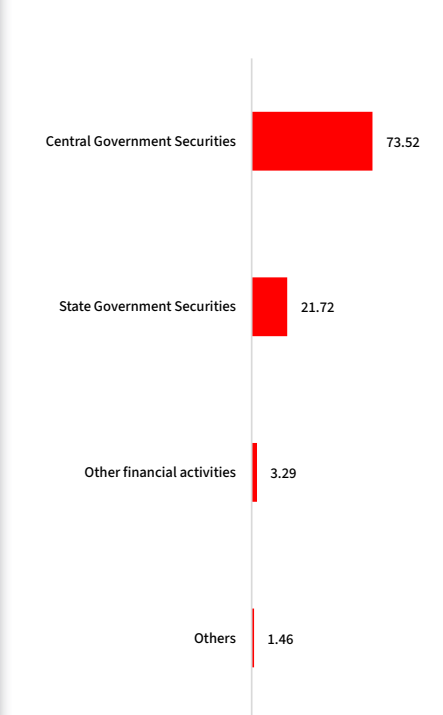
### Debt Ratings Profile (%)



### AUM (in Lakhs)



### Sector Allocation as per NIC 2008 % to Fund\*\*



\*\*NIC 2008 - Industrial sector as defined under National Industrial Classification 2008.