

# INDIVIDUAL FUND

## PENSION FRONTLINE EQUITY FUND

(ULIF-044-11/01/10-PNFRLEQFND-107)



Market Outlook Fund Performance Contents Individual Funds Group Funds Home Navigation Icons

### Investment Objective

Aims for a high level of capital growth by holding a significant portion in large sized company equities.

### Date of Inception

11<sup>th</sup> January 2010

### AUM (in Lakhs)

540.26

### NAV

59.4007

### Fund Manager

Equity : Hemant Kanawala  
Debt : Manoj Bharadwaj

### Benchmark Details

Equity - 100% (BSE 100)

### Modified Duration

Debt & Money  
Market Instruments : 0.003

### Asset Allocation

	Approved (%)	Actual (%)
Equity	60 - 100	94
Gsec / Debt	00 - 40	0
MMI / Others	00 - 40	6

### Performance Meter

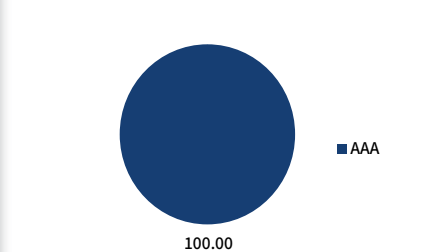
	Pension Frontline Equity Fund (%)	Benchmark (%)
1 month	-2.5	-3.0
3 months	1.6	2.3
6 months	4.7	5.4
1 year	0.6	-1.8
2 years	11.0	13.5
3 years	12.7	14.0
4 years	11.9	12.7
5 years	16.5	18.4
6 years	14.2	15.0
7 years	11.5	12.2
10 years	11.2	11.6
Inception	12.1	10.6

Past performance is not necessarily indicative of future performance

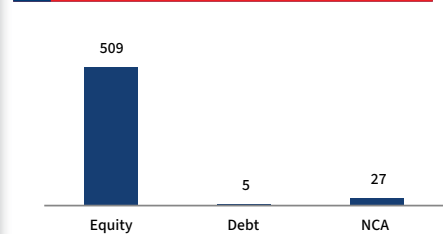
### Portfolio

Holdings	% to Fund
<b>Equity</b>	<b>94.13</b>
HDFC Bank Ltd.	8.69
Reliance Industries Ltd	8.69
ICICI Bank Ltd.	7.46
Infosys Ltd.	5.28
Bharti Airtel Ltd.	5.05
Larsen And Toubro Ltd.	4.42
I T C Ltd.	4.16
Tata Consultancy Services Ltd.	3.61
ICICI Prudential Bank ETF Nifty Bank Index	3.50
SBI ETF Nifty Bank	3.46
Others	39.81
<b>MMI</b>	<b>0.93</b>
<b>NCA</b>	<b>4.95</b>

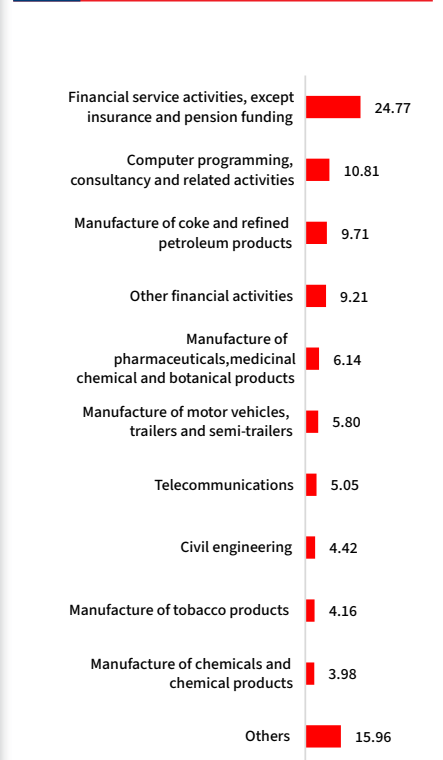
### Debt Ratings Profile (%)



### AUM (in Lakhs)



### Sector Allocation as per NIC 2008 % to Fund\*\*



\*\*NIC 2008 - Industrial sector as defined under National Industrial Classification 2008.