



Dividend Leaders Index Fund (Open Fund)

SFIN No: ULIF03916/01/26DIVIDENDFN117

March 31, 2026



Fund Details

Investment Objective: To generate wealth over the medium to long-term by replicating the BSE 500 Dividend Leaders 50 Index

Investment Philosophy: The fund will target 100% investments in Equities to meet the stated objectives

Inception Date	NAV	YTM	MD	AUM
30-Jan-2026	Rs. 9.3568	--	--	Rs. 13 crore
Fund Manager(s) Ankur Kulshrestha		Funds Managed by the Fund Managers Equity - 7 Debt - 0 Balanced -3		

Fund v/s Benchmark Return (%)

	Fund	Benchmark*
1 Month	-8.7%	-9.2%
6 Months	-	-
1 Year	-	-
2 Years	-	-
3 Years	-	-
5 Years	-	-
Inception	-6.4%	-7.4%

Past performance is not indicative of future performance

*Benchmark is BSE 500 Dividend Leaders 50

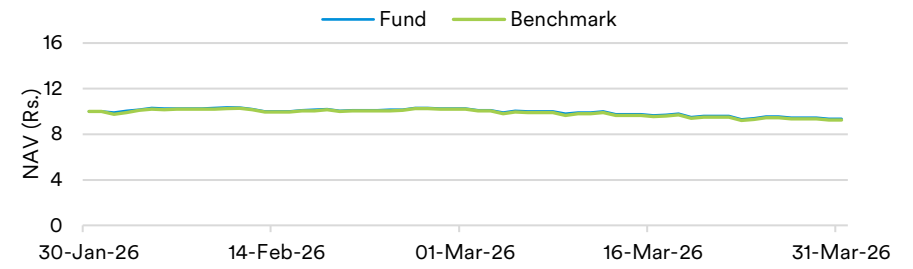
MD is Modified duration (Debt and Money Market) in years; YTM is Yield to Maturity; AUM is Asset Under Management.

Actual v/s Targeted Asset Allocation (%)

Security Type	Min	Max	Actual
Equities	60%	100%	83.9%
Government and other Debt Securities	0%	0%	0.0%
Money Market	0%	40%	16.1%

The actual asset allocation will remain within the 'minimum' and 'maximum' range based on market opportunities and future outlook of the markets.

NAV vs Benchmark

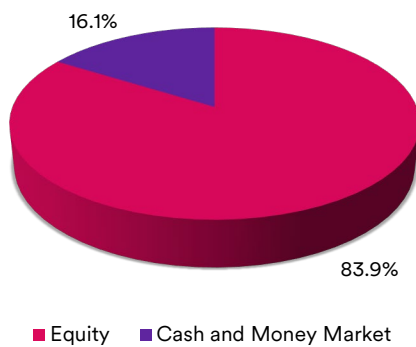


Security Name

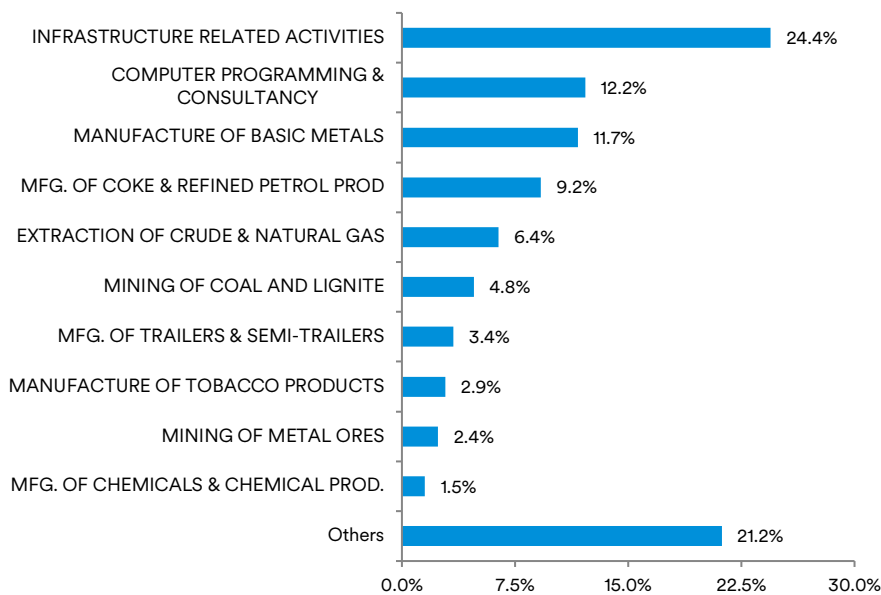
Net Asset (%)

Security Name	Net Asset (%)
Equity	
OIL & NATURAL GAS CORPN. LTD.	4.6%
N T P C LTD.	4.6%
COAL INDIA LTD.	4.5%
POWER FINANCE CORPN. LTD.	4.5%
POWER GRID CORPN. OF INDIA LTD.	4.4%
VEDANTA LIMITED	3.7%
TATA STEEL LTD.	3.6%
REC LTD.	3.6%
HERO MOTOCORP LTD.	3.4%
INDIAN OIL CORPN. LTD.	3.3%
Others	43.6%
Total	83.9%
Cash and Money Market	16.1%
Portfolio Total	100.0%

Asset Mix



Industry Wise Exposure**



**Industry Classification is as per National Industrial Classification (All Economic Activities)-2008 NIC