



# Multiplier III Fund (Open Fund)

SFIN No: ULIF01809/10/15MULTIPLE3117

July 31, 2025



Mitkar life aage badhavin

## Fund Details

**Investment Objective:** To generate long term capital appreciation by investing in diversified equities (predominantly large caps).

**Investment Philosophy:** The fund will target 100% investments in Equities to meet the stated objectives.

Inception Date	NAV	YTM	MD	AUM
26-Jul-2016	Rs. 32.5998	--	--	Rs. 99 crore
<b>Fund Manager(s)</b> Amit Shah		<b>Funds Managed by the Fund Managers</b> Equity - 7   Debt - 0   Balanced -2		

## Fund v/s Benchmark Return (%)

	Fund	Benchmark*
1 Month	-3.5%	-2.9%
6 Months	4.4%	5.4%
1 Year	-5.1%	-0.7%
2 Years	15.9%	12.0%
3 Years	18.1%	13.0%
5 Years	21.6%	17.5%
Inception	14.0%	12.5%

Past performance is not indicative of future performance

\*Benchmark is Nifty 50

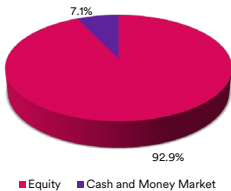
MD is Modified duration (Debt and Money Market) in years; YTM is Yield to Maturity; AUM is Asset Under Management.

## Actual v/s Targeted Asset Allocation (%)

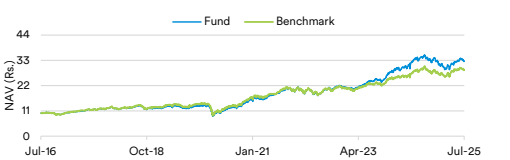
Security Type	Min	Max	Actual
Equities	60%	100%	92.9%
Money Market Instruments	0%	40%	7.1%

The actual asset allocation will remain within the 'minimum' and 'maximum' range based on market opportunities and future outlook of the markets.

## Asset Mix



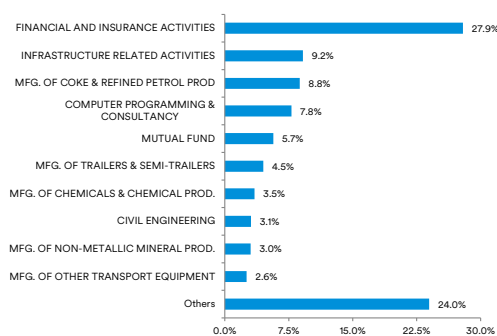
## NAV vs Benchmark



## Security Name Net Asset (%)

Equity	
H D F C BANK LTD.	9.9%
RELIANCE INDUSTRIES LTD.	8.3%
I C I C I BANK LTD.	4.4%
ADANI PORTS & SPECIAL ECONOMIC ZONE LTD.	3.1%
LARSEN & TOUBRO LTD.	3.1%
BHARTI AIRTEL LTD.	2.7%
KOTAK MAHINDRA BANK LTD.	2.5%
INFOSYS LTD.	2.4%
MARUTI SUZUKI INDIA LTD.	2.3%
BHARAT ELECTRONICS LTD.	2.2%
Others	52.2%
<b>Total</b>	
<b>92.9%</b>	
<b>Cash and Money Market</b>	
<b>7.1%</b>	
<b>Portfolio Total</b>	
<b>100.0%</b>	

## Industry Wise Exposure\*\*



\*\*Industry Classification is as per National Industrial Classification (All Economic Activities)-2008 NIC