



# Pension Consumption Fund (Open Fund)

SFIN No: ULIF03816/10/25PECONSFUND117

April 30, 2026



## Fund Details

**Investment Objective:** To generate wealth over the medium to long-term by investing predominantly in companies engaged in domestic consumption theme.

**Investment Philosophy:** The fund will target 100% investments in Equities to meet the stated objectives

Inception Date	NAV	YTM	MD	AUM
31-Oct-2025	Rs. 9.5296	--	--	Rs. 5.7 crore
<b>Fund Manager(s)</b>		<b>Funds Managed by the Fund Managers</b>		
Amit Shah		Equity - 8   Debt - 0   Balanced -2		

## Fund v/s Benchmark Return (%)

	Fund	Benchmark*
1 Month	9.1%	10.5%
6 Months	-4.7%	-8.0%
1 Year	-	-
2 Years	-	-
3 Years	-	-
5 Years	-	-
Inception	-4.7%	-8.0%

Past performance is not indicative of future performance

\*Benchmark is Nifty India Consumption Index

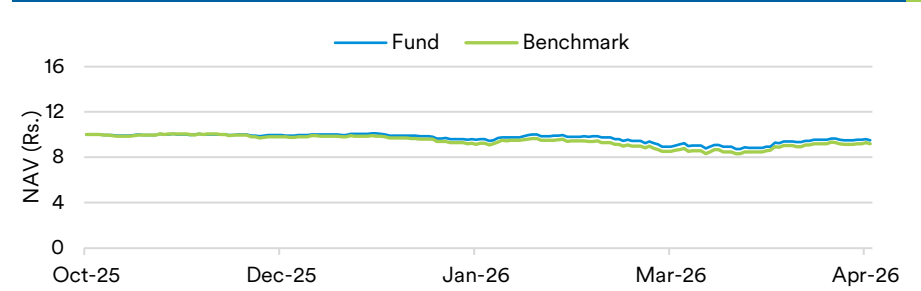
MD is Modified duration (Debt and Money Market) in years; YTM is Yield to Maturity; AUM is Asset Under Management.

## Actual v/s Targeted Asset Allocation (%)

Security Type	Min	Max	Actual
Equities	60%	100%	97.0%
Government and other Debt Securities	0%	0%	0.0%
Money Market	0%	40%	3.0%

The actual asset allocation will remain within the 'minimum' and 'maximum' range based on market opportunities and future outlook of the markets.

## NAV vs Benchmark

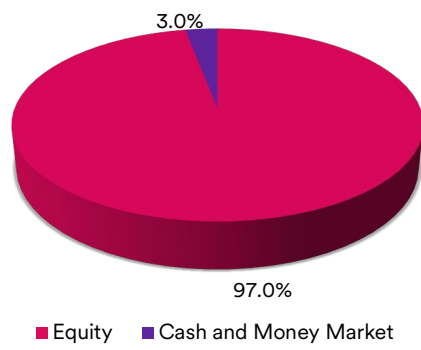


## Security Name

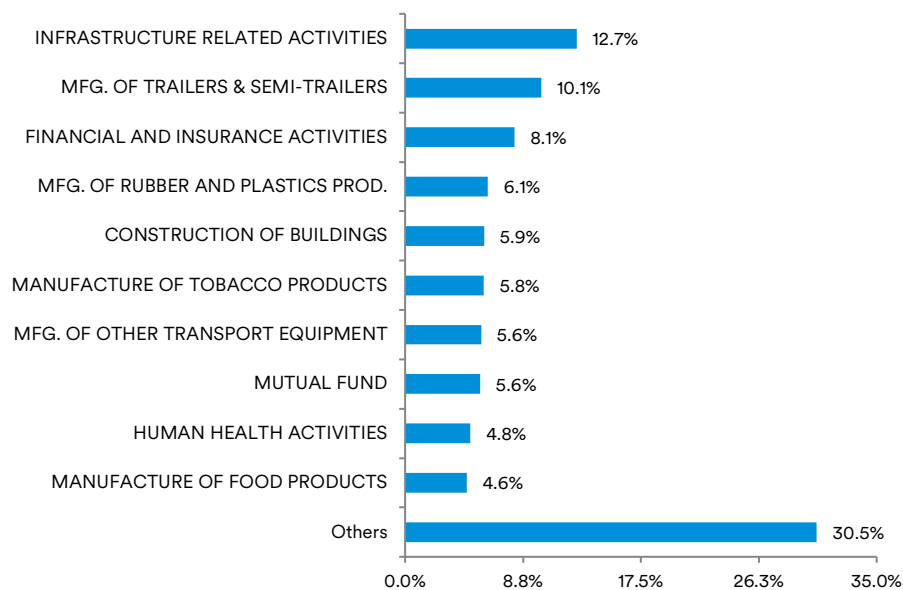
## Net Asset (%)

Security Name	Net Asset (%)
<b>Equity</b>	
BHARTI AIRTEL LTD.	6.1%
I T C LTD.	5.8%
MAHINDRA & MAHINDRA LTD.	4.6%
NIPPON INDIA MF - NIFTY AUTO ETF	3.6%
ETERNAL LTD.	3.3%
N T P C LTD.	3.2%
APOLLO HOSPITALS ENTERPRISE LTD.	3.1%
MARUTI SUZUKI INDIA LTD.	3.0%
S.J.S. ENTERPRISES LIMITED	2.6%
SAMVARDHANA MOTHERSON INTERNATIONAL L	2.5%
Others	59.1%
<b>Total</b>	<b>97.0%</b>
<b>Cash and Money Market</b>	<b>3.0%</b>
<b>Portfolio Total</b>	<b>100.0%</b>

## Asset Mix



## Industry Wise Exposure\*\*



\*\*Industry Classification is as per National Industrial Classification (All Economic Activities)-2008 NIC