

# Pramerica FlexiEdge Pension Fund

SFIN-ULIF020181224PFLXEDGPN140  
May 2026



## Fund Details

**Investment Objective:** To invest across large-cap, mid-cap, and small-cap stocks, providing the right mix of growth, value, and stability.

NAV as on May 29, 2026: 9.9211  
Inception Date: 16-May-25  
Fund Manager(s): Amber Srivastava

## Fund v/s Benchmark Return (%)

	1 Month	6 Months	1 Year	2 Years*	3 Years*	Inception*
Fund	1.60%	-3.53%	-0.99%	--	NA	-0.76%
Benchmark^	-0.31%	-6.28%	-0.98%	--	NA	-1.67%

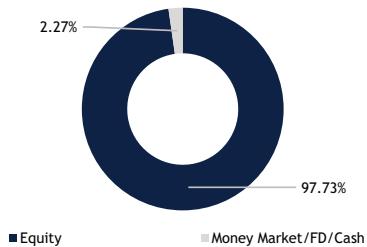
\*Compound Annual Growth Rate (CAGR)

## Actual v/s Targeted Asset Allocation (%)

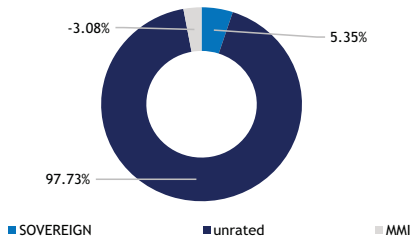
Security Type	Min	Max	Actual
Equity	85	100	97.73%
Money Market/Fixed Deposits/Cash	0	15	2.27%

The actual asset allocation will remain within the 'minimum' and 'maximum' range based on market opportunities and future outlook of the markets.

## Asset Mix



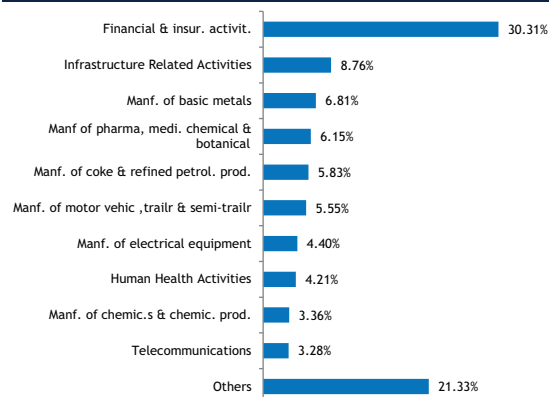
## Rating Profile



## Investment as per Regulatory Category (%)

Approved	89.14%
Other	10.86%

## Equity Sectoral Break-Up\*\*



## Asset Class Wise Exposure

Asset Class	AUM (Rs. in Cr.)	Exposure (%)
Equity	2.56	97.73%
Money Market/Fixed Deposits/Cash	0.06	2.27%
<b>Total</b>	<b>2.62</b>	<b>100.00%</b>

## Modified Duration^^

Security Type	Duration
Fixed Income Investments	Nil
Money Market Investments	Nil

## Security Name

Security Name	Net Asset (%)
<b>Equity</b>	<b>97.7%</b>
ICICI Bank Ltd.	5.6%
HDFC Bank Ltd.	5.2%
Reliance Industries Ltd.	5.2%
Larsen & Toubro Ltd.	3.7%
Bharti Airtel Ltd.	3.2%
Axis Bank Ltd.	2.9%
Solar Industries India Ltd.	2.6%
Samvardhana Motherson International Limited	2.5%
State Bank Of India	2.3%
Aditya Birla Capital Ltd.	1.9%
Others	62.6%
<b>Fixed Deposit With Banks</b>	<b>0.0%</b>
<b>Investment In Mutual Funds</b>	<b>0.0%</b>
<b>Cash &amp; Cash Equivalents</b>	<b>2.3%</b>
<b>Portfolio Total</b>	<b>100.0%</b>

\*\*Sector Classification is as per National Industrial Classification (All Economic Activities) -2008 NIC

^Benchmark return has been computed by applying benchmark weightages of 60% NSE Nifty, 30% CRISIL Bond Index & 10% CRISIL Liquid Index

^^Duration of Fixed Income Investments is a measure of sensitivity of the assets price to interest rate movement. Shorter the duration lesser is the sensitivity due to movement in interest rates.