

Large Cap Advantage Fund

SFIN-ULIF013010223LARCPADFND140

July, 2025



Fund Details

Investment Objective: To generate long-term capital appreciation from investment in large cap stocks which are constituents of the Nifty 100, subject to the regulatory limits on investee companies, their groups and industry sectors with the objective of beating the respective benchmark returns. The fund will have the flexibility of moving into fixed income instruments to the extent of 15% during more volatile periods.

NAV as on June 30, 2025: 11.8671

Inception Date: 27-Jul-23

Fund Manager(s): Kaustav Kakati

Fund v/s Benchmark Return (%)

	1 Month	6 Months	1 Year	2 Years*	3 Years*	Inception*
Fund	0.98%	3.25%	-5.85%	8.73%	NA	8.87%
Benchmark^	1.78%	5.36%	-0.73%	11.96%	NA	12.15%

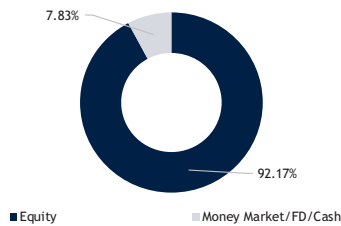
*Compound Annual Growth Rate (CAGR)

Actual v/s Targeted Asset Allocation (%)

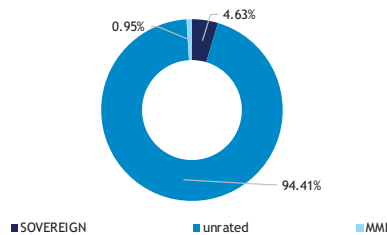
Security Type	Min	Max	Actual
Equity and Equity Related Instruments	85%	100%	92.17%
Govt. Security / Corporate bonds / Money Market Instruments	0%	15%	7.83%

The actual asset allocation will remain within the 'minimum' and 'maximum' range based on market opportunities and future outlook of the markets.

Asset Mix



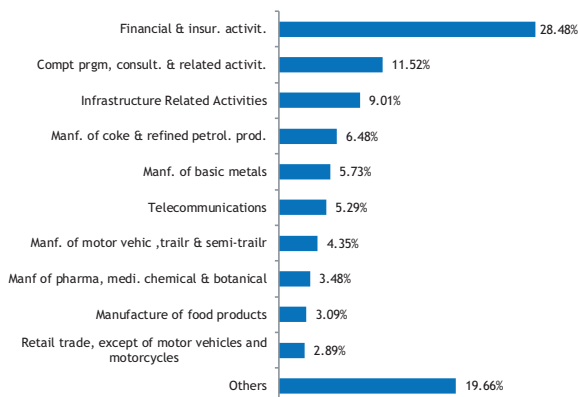
Rating Profile



Investment as per Regulatory Category (%)

Approved	90.08%
Other	9.92%

Equity Sectoral Break-Up**



The above values are in %

Asset Class Wise Exposure

Asset Class	AUM (Rs. in Cr.)	Exposure (%)
Equity	3.98	92.17%
Money Market/Fixed Deposits/Cash	0.34	7.83%
Total	4.32	100.00%

Modified Duration^^

Security Type	Duration
Fixed Income Investments	Nil
Money Market Investments	Nil

Security Name

Security Name	Net Asset (%)
Equity	92.2%
HDFC Bank Ltd.	9.0%
Reliance Industries Ltd.	6.0%
ICICI Bank Ltd.	5.2%
Bharti Airtel Ltd.	4.9%
Larsen & Toubro Ltd.	4.1%
Infosys Ltd.	3.2%
Mahindra & Mahindra Ltd.	3.1%
Kotak Mahindra Bank Ltd.	2.9%
State Bank Of India	2.9%
Tata Consultancy Services Ltd.	2.4%
Others	48.3%
Fixed Deposit With Banks	0.0%
Investment In Mutual Funds	2.2%
Cash & Cash Equivalents	5.6%
Portfolio Total	100.0%

**Sector Classification is as per National Industrial Classification (All Economic Activities) -2008 NIC

^Benchmark return has been computed by applying benchmark weightages of Nifty 50

^^Duration of Fixed Income Investments is a measure of sensitivity of the assets price to interest rate movement. Shorter the duration lesser is the sensitivity due to movement in interest rates.