

# Nifty Midcap 50 Correlation Fund

SFIN-ULIF017260423NIFMIDICOR140

July, 2025



## Fund Details

**Investment Objective:** To invest in equity and equity oriented instruments in order to generate returns that closely corresponds to the returns of the Nifty Mid Cap 50 Index subject to tracking errors. The fund would invest in securities that form part of the NIFTY Mid Cap 50 Index to achieve high correlation with the index within the regulatory framework permitted.

NAV as on July 31,2025: 15.1438

Inception Date: 27-Jul-23

Fund Manager(s): Amber Srivastava

## Fund v/s Benchmark Return (%)

	1 Month	6 Months	1 Year	2 Years*	3 Years*	Inception*
Fund	5.91%	9.42%	-2.41%	22.13%	NA	22.89%
Benchmark^	5.87%	8.46%	-2.70%	22.36%	NA	23.35%

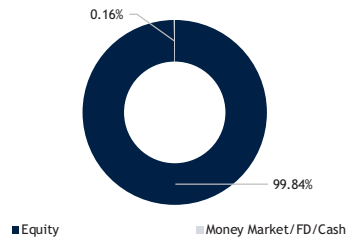
\*Compound Annual Growth Rate (CAGR)

## Actual v/s Targeted Asset Allocation (%)

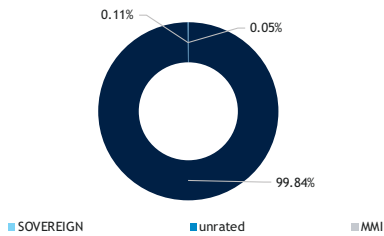
Security Type	Min	Max	Actual
Equity & equity oriented instruments	90.00%	100.00%	99.84%
Money Market Instruments	0.00%	10.00%	0.16%

The actual asset allocation will remain within the 'minimum' and 'maximum' range based on market opportunities and future outlook of the markets.

## Asset Mix



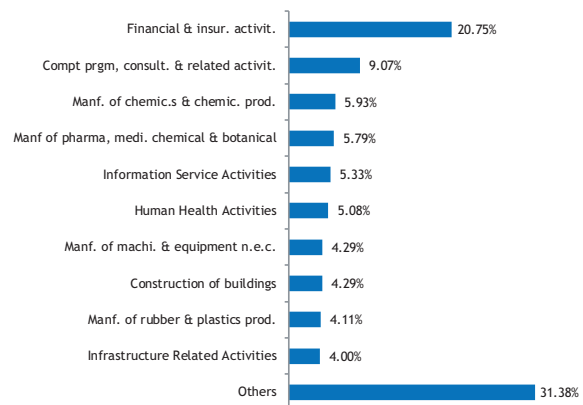
## Rating Profile



## Investment as per Regulatory Category (%)

Other	83.18%
Approved	16.82%

## Equity Sectoral Break-Up\*\*



The above values are in %

## Asset Class Wise Exposure

Asset Class	AUM (Rs. in Cr.)	Exposure (%)
Equity	39.73	99.84%
Money Market/Fixed Deposits/Cash	0.06	0.16%
<b>Total</b>	<b>39.79</b>	<b>100.00%</b>

## Modified Duration^^

Security Type	Duration
Fixed Income Investments	Nil
Money Market Investments	Nil

## Security Name

Security Name	Net Asset (%)
Equity	99.8%
BSE Ltd.	5.4%
Max Healthcare Institute Ltd	5.1%
Dixon Technologies (India) Ltd.	3.6%
PB Fintech Ltd.	3.3%
Coforge Ltd.	3.2%
HDFC Asset Management Ltd.	3.1%
Persistent Systems Limited	3.0%
Federal Bank Ltd.	2.7%
Cummins India Ltd.	2.6%
INDUS TOWERS Ltd.	2.6%
Others	65.2%
Fixed Deposit With Banks	0.0%
Investment In Mutual Funds	0.0%
Cash & Cash Equivalents	0.2%
<b>Portfolio Total</b>	<b>100.0%</b>

\*\*Sector Classification is as per National Industrial Classification (All Economic Activities) -2008 NIC

^Benchmark return has been computed by applying benchmark weightages of Nifty Mid Cap 50

^^Duration of Fixed Income Investments is a measure of sensitivity of the assets price to interest rate movement. Shorter the duration lesser is the sensitivity due to movement in interest rates.