

MONEY MARKET PENSION FUND (SFIN – ULIF013200308PEMNYMTFND111) as on 31 July 2025
INVESTMENT OBJECTIVE: To provide an option to deploy the funds in liquid and safe instruments so as to avoid market risk on a temporary basis.

| Assets Mix (In %) | Min | Max | Actual | AUM (In Crs) |
|-------------------|-----|-----|------------|---------------|
| Debt | 0 | 20 | 12.24 | 14.76 |
| Money Market | 80 | 100 | 87.76 | 105.86 |
| Total | | | 100 | 120.62 |

FUND PERFORMANCE*

| Returns | 1 Mth | 6 Mths | 1 yr | 2 yrs | 3 yrs | Inception |
|---------------------------|-------|--------|-------|-------|-------|-----------|
| Money Market Pension Fund | 0.54% | 3.41% | 7.00% | 7.01% | 6.70% | 7.05% |
| Benchmark | 0.42% | 3.50% | 7.10% | 7.23% | 7.01% | 6.89% |

ASSET CATEGORY

| Corporate Debt | % of AUM |
|---|----------|
| 7.97% MANKIND PHARMA LTD. B & D 16-11-2027 | 3.39% |
| 8.857% Shriram Finance Ltd. B & D 02-09-2027 | 1.67% |
| 8.12% Bajaj Finance Limited B & D 10-09-2027 | 1.27% |
| 8.065% Sundaram Fin B & D 22-05-2026 Y 1 | 1.25% |
| 8.90% MUTHOOT FINANCE LIMITED B & D 07-10-2027 37-A OPT I | 0.42% |

| | |
|--------------|--------------|
| Total | 8.01% |
|--------------|--------------|

| Government Securities | % of AUM |
|-------------------------------|--------------|
| 6.79% GOI CG 07-10-2034 | 2.55% |
| 0.00% GOI FRB_Gsec 04-10-2028 | 1.68% |
| Total | 4.23% |

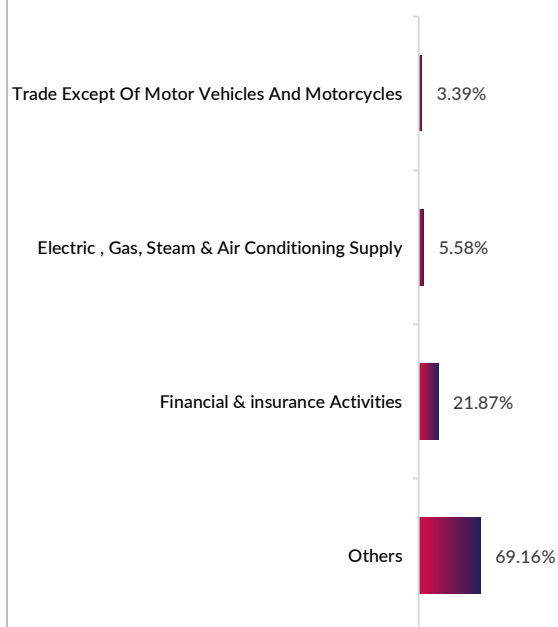
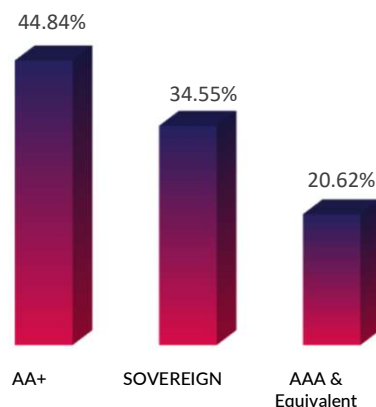
| | |
|---------------------|---------------|
| Money Market | 87.76% |
|---------------------|---------------|

| | |
|--------------------|-------------|
| Grand Total | 100% |
|--------------------|-------------|


FUND DESCRIPTION

| Fund Manager Name | No of Funds Managed | | |
|---------------------|-----------------------|------|----------|
| | Equity | Debt | Balanced |
| Mr. Raghavan Mj | 12 | 10 | 8 |
| Launch Date | 20-Mar-08 | | |
| Benchmark | CRISIL T-Bill Index # | | |
| Risk Profile | Low | | |
| NAV as on 31-Jul-25 | 32.6594 | | |
| Modified Duration | 0.61 | | |

Upto 31st March 2018, benchmark is CRISIL Liquifex & from 1st April 2018 onwards benchmark is CRISIL T-Bill Index.

TOP 10 INDUSTRY SECTOR

DEBT RATING PROFILE


 Debt fund manager, managing debt portion of Equity, Debt and Balanced oriented fund.

 Equity fund manager, managing equity portion of Equity, Debt and Balanced oriented fund.

*i) Returns less than or equal to one year are absolute returns. Returns greater than a year are in terms of Compound Annual Growth Rate (CAGR) is expressed as a percentage rounded to the nearest 0.1%.

ii) Past performance of any of the funds is not indicative of their future performance.