

TOP 300 PENSION FUND (SFIN – ULIF018180110PETP300FND111) as on 31 July 2025

INVESTMENT OBJECTIVE: To provide long term capital appreciation by investing in stocks of top 300 companies in terms of market capitalization on the National Stock Exchange.

Assets Mix (In %)	Min	Max	Actual	AUM (In Crs)
Equity	60	100	80.46	497.70
Money Market	0	40	19.54	120.89
Total			100	618.59

FUND PERFORMANCE*

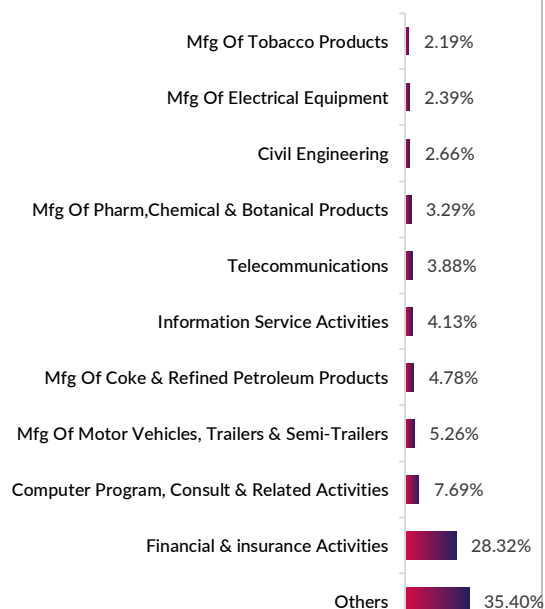
Returns	1 Mth	6 Mths	1 yr	2 yrs	3 yrs	Inception
Top 300 Pension Fund	-1.75%	5.21%	2.59%	11.13%	12.03%	11.53%
Benchmark	-2.26%	5.02%	0.90%	11.15%	11.93%	9.99%



ASSET CATEGORY

Equity	% of AUM
HDFC Bank Ltd.	9.73%
ICICI Bank Ltd	7.67%
Reliance Industries Ltd.	4.59%
Bharti Airtel Ltd.	3.88%
Infosys Limited	3.79%
Larsen & Toubro Ltd.	2.66%
ETERNAL LIMITED	2.50%
Mahindra & Mahindra Ltd.	2.43%
GE VERNOVA T&D INDIA LTD	2.32%
Axis Bank Ltd.	2.30%
Others	38.58%
Total	80.46%
Money Market	19.54%
Grand Total	100%

FUND DESCRIPTION

Fund Manager Name	No of Funds Managed		
	Equity	Debt	Balanced
Mr. Raghavan Mj	12	10	8
Mr. Divesh Kumar	2	1	0
Launch Date	18-Jan-10		
Benchmark	Nifty 50 (80%) LiquiFEX (20%)		
Risk Profile	High		
NAV as on 31-Jul-25	54.5706		
Modified Duration	0.00		

TOP 10 INDUSTRY SECTOR


 Debt fund manager, managing debt portion of Equity, Debt and Balanced oriented fund.
 Equity fund manager, managing equity portion of Equity, Debt and Balanced oriented fund.

*) Returns less than or equal to one year are absolute returns. Returns greater than a year are in terms of Compound Annual Growth Rate (CAGR) is expressed as a percentage rounded to the nearest 0.1%.
 ii) Past performance of any of the funds is not indicative of their future performance.